

ANNEXURE II

SCRIP CODE : 517330

SCRIP NAME : C M I LIMITED

SCRIP TYPE :- EQUITY

(I) (A) STATEMENT SHOWING SHAREHOLDING PATTERN AS ON 30/06/2015

CATEGORY CODE	CATEGORY OF SHAREHOLDERS	NUMBERS OF SHAREHOLDERS	TOTAL NUMBER OF SHARES	NUMBER OF SHARES HELD IN DEMATERIALIZED FORM	TOTAL SHAREHOLDINGS AS A % OF TOTAL NUMBERS OF SHARES	SHARES PLEDGED OR OTHERWISE ENCUMBERED	
					AS A PERCENTAGE OF (A+B+C)	NUMBERS OF SHARES	AS A %
(A)	SHAREHOLDING OF PROMOTER & PROMOTER GROUP						
(1)	INDIAN PROMOTERS						
(A)	INDIVIDUALS/ HINDU UNDIVIDED FAMILY	3	4893877	4893877	42.73	0	0
(B)	CENTRAL GOVT./ STATE GOVERNMENT(S)	0	0	0	0.00	0	0
(C)	BODIES CORPORATE	0	0	0	0.00	0	0
(D)	FINANCIAL INSTITUTIONS/ BANKS	0	0	0	0.00	0	0
(E)	ANY OTHERS	0	0	0	0.00	0	0
	DIRECTORS & THEIR RELATIVES	0	0	0	0.00	0	0
	SOCIETIES	0	0	0	0.00	0	0
	PARTNERSHIP FIRMS	0	0	0	0.00	0	0
	RBI	0	0	0	0.00	0	0
	EMP, OYEEES WELFARE FUND	0	0	0	0.00	0	0
	ESOP/ESOS	0	0	0	0.00	0	0
	TRUSTS	0	0	0	0.00	0	0
	SUB-TOTAL (A) (1)	3	4893877	4893877	42.73	0	0
(2)	FOREIGN PROMOTERS						
(A)	INDIVIDUALS (NONRESIDENT INDIVIDUALS/FOREIGN INDIVIDUALS	0	0	0	0.00	0	0
(B)	BODIES CORPORATE	0	0	0	0.00	0	0
(C)	INSTITUTIONS	0	0	0	0.00	0	0
(D)	ANY OTHERS						
a	DIRECTORS & THEIR RELATIVES	0	0	0	0.00	0	0
b	SOCIETIES	0	0	0	0.00	0	0




SCRIP CODE : 517330

SCRIP NAME : C M I LIMITED

SCRIP TYPE :- EQUITY

c	PARTNERSHIP FIRMS	0	0	0	0.00	0	0
d	RBI	0	0	0	0.00	0	0
e	EMP,OYEEES WELFARE FUND	0	0	0	0.00	0	0
f	ESOP/ESOS	0	0	0	0.00	0	0
	SUB-TOTAL (A) (2)	0	0	0	0.00	0	0
	TOTAL SHAREHOLDING OF PROMOTER & PROMOTERS GROUP A= A(1)+A(2)	3	4893877	4893877	42.73	0	0

(B)	PUBLIC SHAREHOLDING						
(1)	INSTITUTIONS						
(A)	MUTUAL FUND/UTI	1	47918	47918	0.42	0	0
(B)	FINANCIAL INSTITUTIONS/BANK	0	0	0	0.00	0	0
(C)	CENTRAL GOVT./ STATE GOVERNMENT(S)	0	0	0	0.00	0	0
(D)	VENTURE CAPITAL FUNDS	0	0	0	0.00	0	0
(E)	INSURANCE COMPANIES	0	0	0	0.00	0	0
(F)	FOREIGN INSTITUTIONAL INVESTORS	1	10000	10000	0.09	0	0
(G)	FOREIGN VENTURE CAPITAL INVESTORS	0	0	0	0.00	0	0
(H)	ANY OTHERS						
a	FOREIGN FINANCIAL INSTITUTIONS	0	0	0	0.00	0	0
b	FOREIGN MUTUAL FUND	0	0	0	0.00	0	0
c	FOREIGN FINANCIAL INSTITUTIONS/BANKS	0	0	0	0.00	0	0
d	STRESSED ASSETS STABILISATION FUND	0	0	0	0.00	0	0
e	STATE FINANCE CORPORATION	0	0	0	0.00	0	0
	SUB-TOTAL (B) (1)	2	57918	57918	0.51	0	0
(2)	NON-INSTITUTIONS						
(A)	BODIES CORPORATE	95	719434	678634	6.28	0	0
(B)	INDIVIDUALS						
	I. INDIVIDUAL SHAREHOLDERS HOLDING NOMINAL SHARE CAPITAL UPTO RS. 1 LAKH	3000	1209994	817538	10.57	0	0
	II. INDIVIDUAL SHAREHOLDERS HOLDING NOMINAL SHARE CAPITAL IN EXCESS OF RS. 1 LAKH	49	3573043	3542543	31.20	0	0
(C)	ANY OTHERS						
a	DIRECTORS & THEIR RELATIVES	2	9770	1000	0.09	0	0
b	FOREIGN NATIONALS	0	0	0	0.00	0	0
c	ESCROW ACCOUNT	0	0	0	0.00	0	0
d	MARKET MAKER	0	0	0	0.00	0	0
e	NON RESIDENT INDIANS	6	24212	712	0.21	0	0
f	OVERSEAS CORPORATE BODIES	0	0	0	0.00	0	0
g	SOCIETIES	0	0	0	0.00	0	0
h	CLEARING MEMBERS	20	39318	39318	0.34	0	0
i	SHARES IN TRANSIT	0	0	0	0.00	0	0
j	HINDU UNDIVIDED FAMILIES	58	921041	921041	8.04	0	0
k	NRIS/OCBS	0	0	0	0.00	0	0
l	FOREIGN CORPORATE BODIES	0	0	0	0.00	0	0
m	PARTNERSHIP FIRMS	0	0	0	0.00	0	0
n	CUSTODIAN OF ENEMY PROPERTY	0	0	0	0.00	0	0
o	FOREIGN COLLABORATORS	0	0	0	0.00	0	0



SCRIP CODE : 517330

SCRIP NAME : C M I LIMITED

SCRIP TYPE :- EQUITY


p	ESOS/ESOP/ESPS	24	3200	0	0.03	0	0
	SUB-TOTAL (B) (2)	3254	6500012	6000786	56.76	0	0
	TOTAL PUBLIC SHAREHOLDING (B)=B(1)+B(2)	3256	6557930	6058704	57.27	0	0
	TOTAL (A)+(B)	3259	11451807	10952581	100.00	0	0
C	SHARES HELD BY CUSTODIANS AND AGAINST WHICH DEPOSITORY RECEIPTS HAVE BEEN ISSUED						
1	PROMOTER & PROMOTER GR.	0	0	0	0.00	0	0
2	PUBLIC	0	0	0	0.00	0	0
	GRAND TOTAL (A)+(B)+(C)	3259	11451807	10952581	100.00	0	0

INTRODUCTORY SUB TABLE (I) (A)
QUARTER ENDED 30/06/2015

PARTLY PAID UP SHARES:-	NO OF PARTLY PAID UP SHARES	AS A % OF TOTAL NO OF PARTLY PAID UP SHARES	AS A % OF TOTAL NO OF SHARES OF THE COMPANY
HELD BY PROMOTER/ PROMOTER GROUP	0	0	0
HELD BY PUBLIC	0	0	0
TOTAL-D	0	0	0
OUTSTANDING CONVERTIBLE SECURITIES			
HELD BY PROMOTER/ PROMOTER GROUP	0	0	0
HELD BY PUBLIC	0	0	0
TOTAL-E	0	0	0
WARRANTS			
HELD BY PROMOTER/ PROMOTER GROUP	700000	100	5.7605
HELD BY PUBLIC	0	0	0
TOTAL-F	700000	100	5.7605
TOTAL PAID UP CAPITAL OF COMPANY, ASSUMING FULL CONVERSION OF WARRANTS AND CONVERTIBLE SECURITIES GRAND TOTAL (A+B+C+D+E+F)	12151807	N.A.	100.00

(I) (B) STATEMENT SHOWING SHARE HOLDING OF SECURITIES (INCLUDING SHARES, WARRANTS, CONVERTIBLE SECURITIES) OF PERSONS BELONGING TO THE CATEGORY 'PROMOTER & PROMOTER GROUP

Sl. No.	NAME OF THE SHARE HOLDER	TOTAL SHARES HELD		SHARE PLEDGED OR OTHERWISE ENCUMBERED	
		NUMBER	AS % OF GRAND TOTAL	NUMBER	AS A OF GRAND TOTAL (A+B+C) OF SUBCLAUSE I (A)
1	DHRUV JAIN APJPJ2517D	500000	4.37	0	0
2	AMIT JAİN (2) AAIPJ3521H	4393877	38.37		



SCRIP CODE : 517330

SCRIP NAME : C M I LIMITED

SCRIP TYPE :- EQUITY

TOTAL	4893877	42.74	0	0
-------	---------	-------	---	---

(I) (C) STATEMENT SHOWING HOLDING OF SECURITIES (INCLUDING SHARES, WARRANTS, CONVERTIBLE SECURITIES) OF PERSONS BELONGING TO THE CATEGORY "PUBLIC" AND HOLDING MORE THAN 1% TOTAL NUMBER OF SHARES


Sl. No.	NAME OF SHAREHOLDERS	NUMBER OF SHARES	SHARE AS A % OF TOTAL NUMBERS OF SHARES I.E. GRAND TOTAL (A+B+C) INDICATED AT PARA (i) A ABOVE	DETAILS OF WARRANTS		DETAILS OF CONVERTIBLE SECURITIES		TOTAL SHARES (INCLUDING UNDERLYING SHARES ASSUMING FULL CONVERSION OF WARRANTS & CONV. SECURITIES) AS % OF DILUTED SHARE CAPITAL
				NO. OF WARRANTS HELD	AS % TOTAL NO. OF WARRANTS OF SAME CLASS	NO. OF CONV. SECURITIES HELD	% W.R.T. TOTAL NO. OF CONVERTIBLE SECURITIES OF SAME CLASS	
1	SHUBHAM GUPTA AWEPG2804Q	600000	5.24					
2	SHASHANK GUPTA ATGPG3044D	600000	5.24					
3	KUSUM AGARWAL ADQPA5843A	600000	5.24					
4	DEVENDER KUMAR GUPTA (HUF) . AAFHD8889R	600000	5.24					
5	CNI RESEARCH LIMITED AACCC2842H	300000	2.62					
6	SAVITA AGARWAL AFIPA4703P	200000	1.75					
7	NISHA GUPTA AHCPG3354N	150000	1.31					
8	SORABH GUPTA AFNPG4524M	150000	1.31					
	TOTAL	3200000	27.95					

(I) ©(ii) STATEMENT SHOWING HOLDING OF SECURITIES (INCLUDING SHARES, WARRANTS, CONVERTIBLE SECURITIES) OF PERSONS (TOGETHER WITH PAC) BELONGING TO THE CATEGORY "PUBLIC" AND HOLDING MORE THAN 5% TOTAL NUMBER OF SHARES

Sl. No.	NAME OF SHAREHOLDERS	NUMBER OF SHARES	SHARE AS A % OF TOTAL NUMBERS OF SHARES I.E. GRAND TOTAL (A+B+C) INDICATED AT PARA (i) A ABOVE	DETAILS OF WARRANTS		DETAILS OF CONVERTIBLE SECURITIES		TOTAL SHARES (INCLUDING UNDERLYING SHARES ASSUMING FULL CONVERSION OF WARRANTS & CONV. SECURITIES) AS % OF DILUTED SHARE CAPITAL
				NO. OF WARRANTS HELD	AS % TOTAL NO. OF WARRANTS OF SAME CLASS	NO. OF CONV. SECURITIES HELD	% W.R.T. TOTAL NO. OF CONVERTIBLE SECURITIES OF SAME CLASS	
1	SHUBHAM GUPTA AWEPG2804Q	600000	5.24					
2	SHASHANK GUPTA ATGPG3044D	600000	5.24					
3	KUSUM AGARWAL ADQPA5843A	600000	5.24					
4	DEVENDER KUMAR GUPTA (HUF) . AAFHD8889R	600000	5.24					
	TOTAL	2400000	20.96					

(I)(D) STATEMENT SHOWING DETAILS OF LOCKED IN SHARES

Sl. No.	NAME OF SHAREHOLDERS	NUMBER OF SHARES	LOCKED IN SHARE AS A % OF TOTAL NUMBER OF SHARES I.E. GRAND TOTAL	PROMOTER / PROMOTER GROUP PUBLIC
1	AASHA SHAH	10000	0.09	PUBLIC



SCRIP CODE : 517330

SCRIP NAME : C M I LIMITED

SCRIP TYPE :- EQUITY

2	SNEHA SHAH	12298	0.11	PUBLIC
3	ABHYJEET MAHESH BHANSALI	10000	0.09	PUBLIC
4	ROHIT BHASIN	25000	0.22	PUBLIC
5	MEHUL DESAI	20000	0.17	PUBLIC
6	NITIN SHINGALA	10000	0.09	PUBLIC
7	PARVATIDEVI PASARI	10000	0.09	PUBLIC
8	SURESHKUMAR MURARKA	10000	0.09	PUBLIC
9	ROOPALI JALOTA	8000	0.07	PUBLIC
10	CHETAN PASARI	7000	0.06	PUBLIC
11	PARIMAL SHAH	25000	0.22	PUBLIC
12	DHAVAL PARESH SHAH	25000	0.22	PUBLIC
13	KAMLA C JAIN	25000	0.22	PUBLIC
14	SATMAN STRATEGICS PVT LTD	20000	0.17	PUBLIC
15	CHANDRESH MEHTA	25000	0.22	PUBLIC
16	RAM NIWAS CHOUHAN	20000	0.17	PUBLIC
17	PUNEET DAGA	5000	0.04	PUBLIC
18	KHUSHBOO DAGA	5000	0.04	PUBLIC
19	JAWRILAL P JAIN	10000	0.09	PUBLIC
20	SURESH SURANA	10000	0.09	PUBLIC
21	VAIBHAV SURANA	10000	0.09	PUBLIC
22	VIMLA JAIN	10000	0.09	PUBLIC
23	URMILA KAPOOR	100000	0.87	PUBLIC
24	VRAJESH J PUNJABI	50000	0.44	PUBLIC
25	SASI KANKARIA	10000	0.09	PUBLIC
26	BABU THANAPATHI RAJ	10000	0.09	PUBLIC
27	AYESHA BHAGCHANDANI	25000	0.22	PUBLIC
28	VINOD KUMAR BANSAL	10000	0.09	PUBLIC
29	SRINIVAS KANAKGIRI	25000	0.22	PUBLIC
30	GAURISHANKAR JALANI	25000	0.22	PUBLIC
31	PRADEEP UDHAS	10000	0.09	PUBLIC
32	VIJAY BHATT	10000	0.09	PUBLIC
33	BIREN MEHTA	10000	0.09	PUBLIC
34	BHUPENDRA AWASTHI	10000	0.09	PUBLIC
35	S HARIKRISHNAN	25000	0.22	PUBLIC
36	ARCHANA M SARDANA	25000	0.22	PUBLIC
37	PAVANDEEP MIDHA	25000	0.22	PUBLIC
38	PAWAN PAGARIA	15000	0.13	PUBLIC
39	MANISHA UDAY SINGALA	10000	0.09	PUBLIC
40	VINOD KUMAR DAGA	10000	0.09	PUBLIC
41	BHAVIK BHARATCHANDRA THAKKER	8000	0.07	PUBLIC
42	AJIT CHANDRA JERAM THAKKER	8000	0.07	PUBLIC
43	ADITI BHARATCHANDRA THAKKER	8000	0.07	PUBLIC
44	AMEETA BHARATCHANDRA THAKKER	8000	0.07	PUBLIC
45	JAYANT SADASHIV BASRUR	25000	0.22	PUBLIC
46	VINOD GUPTA	10000	0.09	PUBLIC
47	S TARACHAND	10000	0.09	PUBLIC
48	NITISH AHUJA	50000	0.44	PUBLIC
49	ABHISHEK AHUJA	50000	0.44	PUBLIC
50	B N Mittal (HUF)	100000	0.87	PUBLIC
51	Mahesh Goel	50000	0.44	PUBLIC
52	Mahesh Goel (HUF)	50000	0.44	PUBLIC
53	Shashank Gupta	600000	5.24	PUBLIC
54	Nisha Gupta	150000	1.31	PUBLIC



SCRIP CODE : 517330

SCRIP NAME : C M I LIMITED

SCRIP TYPE :- EQUITY

55	Mittal Capital Finvest Pvt. Ltd.	100000	0.87	PUBLIC
56	Manoj Mittal	100000	0.87	PUBLIC
57	Sorabh Gupta	150000	1.31	PUBLIC
58	Savita Agarwal	200000	1.75	PUBLIC
59	Padam Kumar Agarwal (HUF)	100000	0.87	PUBLIC
60	CNI Research Limited	300000	2.62	PUBLIC
61	Kusum Agarwal	600000	5.24	PUBLIC
62	Shubham Gupta	600000	5.24	PUBLIC
63	Devender Kumar Gupta (HUF)	600000	5.24	PUBLIC
64	Amit Jain	2968324	25.92	PROMOTER
65	Dhruv Jain	500000	4.37	PROMOTER
	TOTAL	8062622	70.47	

(II)(A) STATEMENT SHOWING DETAILS OF DEPOSITORY RECEIPTS(DRS)

TYPE OF OUTSTANDING DR (ADR, GDRS, SDRS etc.)	NUMBER OF OUTSTANDING DRS	NUMBER OF SHARES UNDERLYING OUTSTANDING DRS	SHARES UNDERLYING OUTSTANDING DRS AS A % OF TOTAL NUMBER OF SHARES
NOT APPLICABLE	N.A.	N.A.	N.A.

(II)(B) STATEMENT SHOWING DETAILS OF DEPOSITORY RECEIPTS(DRS),

WHERE UNDERLYING SHARES ARE IN EXCESS 1% OF THE TOTAL NUMBER OF SHARES

Sl. No.	NAME OF DR HOLDERS	NUMBER OF OUTSTANDING DR (ADRS, GDRS, SDRS, etc)	NUMBER OF SHARES UNDERLYING OUTSTANDING DRS	SHARES UNDERLYING OUTSTANDING DRS AS A % OF TOTAL
	NOT APPLICABLE	N.A.	N.A.	N.A.

For CMI Limited



Subodh Kr. Barnwal
(Company Secretary
& Finance Controller)



Date: 13th July, 2015

SCRIP CODE : 517330


SCRIP NAME : C M I LIMITED

SCRIP TYPE :- EQUITY

Annexure for Share Holding pattern about Lock in Details for the quarter ended 30-06-2015

(I)(D) STATEMENT SHOWING DETAILS OF LOCKED IN SHARES I (d) Annexure

Sl. No.	NAME OF SHAREHOLDERS	NUMBER OF SHARES	LOCKED IN SHARE AS A % OF TOTAL NUMBER OF SHARES	PROMOTER/ PROMOTER GROUP PUBLIC
1	AASHA SHAH	10000	0.09	PUBLIC
2	SNEHA SHAH	12298	0.11	PUBLIC
3	ABHYJEET MAHESH BHANSALI	10000	0.09	PUBLIC
4	ROHIT BHASIN	25000	0.22	PUBLIC
5	MEHUL DESAI	20000	0.17	PUBLIC
6	NITIN SHINGALA	10000	0.09	PUBLIC
7	PARVATIDEVI PASARI	10000	0.09	PUBLIC
8	SURESHKUMAR MURARKA	10000	0.09	PUBLIC
9	ROOPALI JALOTA	8000	0.07	PUBLIC
10	CHE TAN PASARI	7000	0.06	PUBLIC
11	PARIMAL SHAH	25000	0.22	PUBLIC
12	DHAVAL PARESH SHAH	25000	0.22	PUBLIC
13	KAMLA C JAIN	25000	0.22	PUBLIC
14	SATMAN STRATEGICS PVT LTD	20000	0.17	PUBLIC
15	CHANDRESH MEHTA	25000	0.22	PUBLIC
16	RAM NIWAS CHOUHAN	20000	0.17	PUBLIC
17	PUNEET DAGA	5000	0.04	PUBLIC
18	KHUSHBOO DAGA	5000	0.04	PUBLIC
19	JAWRILAL P JAIN	10000	0.09	PUBLIC
20	SURESH SURANA	10000	0.09	PUBLIC
21	VAIBHAV SURANA	10000	0.09	PUBLIC
22	VIMLA JAIN	10000	0.09	PUBLIC
23	URMILA KAPOOR	100000	0.87	PUBLIC
24	VRAJESH J PUNJABI	50000	0.44	PUBLIC
25	SASI KANKARIA	10000	0.09	PUBLIC
26	BABU THANAPATHI RAJ	10000	0.09	PUBLIC
27	AYESHA BHAGCHANDANI	25000	0.22	PUBLIC
28	VINOD KUMAR BANSAL	10000	0.09	PUBLIC
29	SRINIVAS KANAKGIRI	25000	0.22	PUBLIC
30	GAURISHANKAR JALANI	25000	0.22	PUBLIC
31	PRADEEP UDHAS	10000	0.09	PUBLIC
32	VIJAY BHATT	10000	0.09	PUBLIC
33	BIREN MEHTA	10000	0.09	PUBLIC
34	BHUPENDRA AWASTHI	10000	0.09	PUBLIC
35	S HARIKRISHNAN	25000	0.22	PUBLIC
36	ARCHANA M SARDANA	25000	0.22	PUBLIC
37	PAVANDEEP MIDHA	25000	0.22	PUBLIC
38	PAWAN PAGARIA	15000	0.13	PUBLIC
39	MANISHA UDAY SINGALA	10000	0.09	PUBLIC
40	VINOD KUMAR DAGA	10000	0.09	PUBLIC



41	BHAVIK BHARATCHANDRA THAKKER	8000	0.07	PUBLIC
42	AJIT CHANDRA JERAM THAKKER	8000	0.07	PUBLIC
43	ADITI BHARATCHANDRA THAKKER	8000	0.07	PUBLIC
44	AMEETA BHARATCHANDRA THAKKER	8000	0.07	PUBLIC
45	JAYANT SADASHIV BASRUR	25000	0.22	PUBLIC
46	VINOD GUPTA	10000	0.09	PUBLIC
47	S TARACHAND	10000	0.09	PUBLIC
48	NITISH AHUJA	50000	0.44	PUBLIC
49	ABHISHEK AHUJA	50000	0.44	PUBLIC
50	B N Mittal (HUF)	100000	0.87	PUBLIC
51	Mahesh Goel	50000	0.44	PUBLIC
52	Mahesh Goel (HUF)	50000	0.44	PUBLIC
53	Shashank Gupta	600000	5.24	PUBLIC
54	Nisha Gupta	150000	1.31	PUBLIC
55	Mittal Capital Finvest Pvt. Ltd.	100000	0.87	PUBLIC
56	Manoj Mittal	100000	0.87	PUBLIC
57	Sorabh Gupta	150000	1.31	PUBLIC
58	Savita Agarwal	200000	1.75	PUBLIC
59	Padam Kumar Agarwal (HUF)	100000	0.87	PUBLIC
60	CNI Research Limited	300000	2.62	PUBLIC
61	Kusum Agarwal	600000	5.24	PUBLIC
62	Shubham Gupta	600000	5.24	PUBLIC
63	Devender Kumar Gupta (HUF)	600000	5.24	PUBLIC
64	Amit Jain	2968324	25.92	PROMOTER
65	Dhruv Jain	500000	4.37	PROMOTER
	TOTAL	8062622	70.47	



For CMI LIMITED
Subodh K. Barnwal
Subodh Kr. Barnwal
Company Secretary
Membership No.-21926